

Belt Edges

for curved belts



BEST CHARACTERISTICS

So-called belt edge profiles are used to stabilise and guide curved belts. The profiles are usually sewn and/or glued onto the curved belt. By means of the profile bead, the curved belt can thus be supported during operation.

Advantages

- High flexibility
- High tear resistance
- Industrial quality with low abrasion
- Cold flexible for low temperature environments
- Hydrolysis resistant for warm and humid environments
- Dimensional stability
- Individual colouring

SEAMLESS JOINT

With the specially developed moulds for the belt edges, these can be professionally welded endlessly in the BEHAbelt hot press. In this way you achieve a robust and seamless joint.

We would be pleased to check the realisation for your belt edge profile.


CUSTOMER-SPECIFIC BELT EDGES

If the existing standard profiles from BEHAbelt do not fit your existing application or if you are developing a new system, we will be happy to be your development partner.

We will take the time to discuss with you the requirements or optimisation possibilities of your application with regard to the design of the belt edge.


A belt edge specially developed for the system ensures an increased service life and functionality.

Thanks to our own toolmaking, the realisation usually takes only 6 to 8 weeks.




STANDARD RANGE FOR BELT EDGES

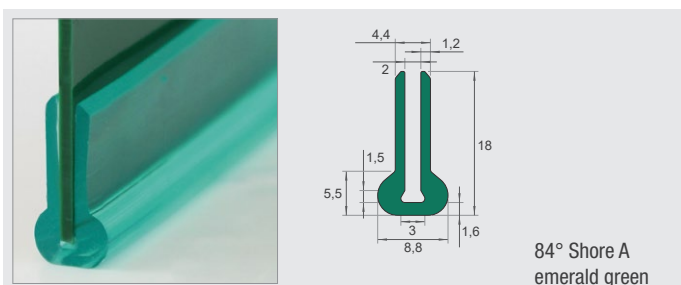
PU80A, 13x26 mm



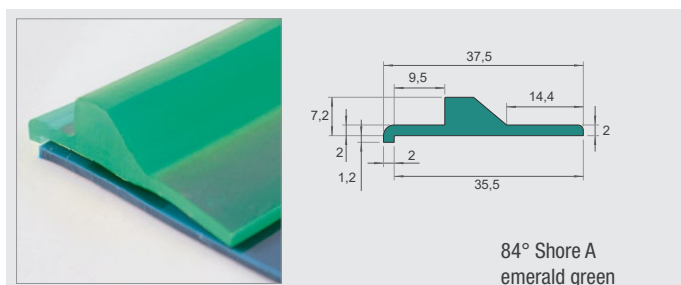
PU65A / 75A / 85A, 14x28 mm



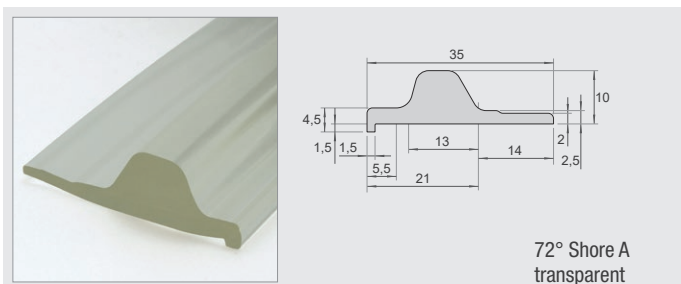
PU80A, 8,8x18 mm



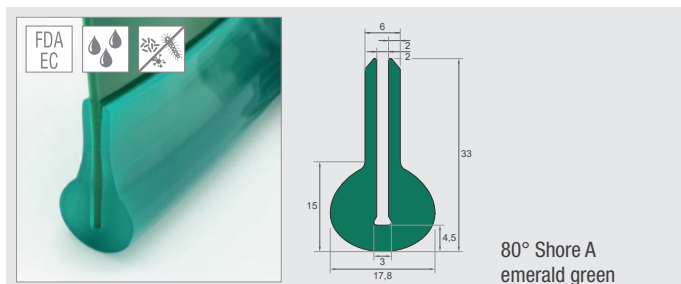
PU80A, 8,5 x 37 mm





PU65A, 10 x 35 mm



PU75A, 17 x 33 mm



PU65A, 10,5 x 22 mm



Give us a call! We will be happy to advise you.
+49 7684 9070

BEHAbelt

BEHA Innovation GmbH

In den Engematten 16 · 79286 Glottertal/Germany · Phone: +49 7684 9070 · Fax: +49 7684 907 101 · info@behabelt.com · www.behabelt.com