


Elastic monolithic conveyor belts

Product overview, applications, features and accessories



“ Where the advantage of the monolithic elastic belt design will improve the food safety and/or customer handling, this will influence actual and future machinery designs and replace continuously traditional conveyor belts. “


CONTENT

- 03 Product advantages, industries and applications
- 04 Product designs, features and colours
- 05 Special features
- 06 Industry requirements and solutions
- 08 Overview surface structures and special features
- 09 Slip-free AT5 conveyor belts
- 10 Product overview conveyor belts 730
- 15 Conveyor belts for intralogistics
- 16 Machine tapes
- 17 Product overview conveyor belts 360 and 140
- 18 PU sheet material
- 19 Accessories for conveyor belts
- 20 Welding tools for conveyor belts
- 22 Important formulas for belt design
- 24 Guiding concept for AT5
- 25 Technical information and calculations for flat belts
- 26 Belt profiles and coatings
- 28 Get your samples

Elastic monolithic conveyor belts

BEHAbelt aims to offer innovative solutions in high quality to customers. There is already a huge variety of belting categories and design variations available on the market. However, the increasing automation of industrial production processes and machines requires ongoing evolution. Only if all components and their features keep pace, real improvements in terms of efficiency, capacity and safety can be achieved.

This is where the new elastic monolithic conveyor belts by BEHAbelt deliver an important contribution. These products enable longevity improvements and minimize risks like layer delamination or edge fraying versus conventional coated conveyor belts with fabric carcasses.



Friction-driven elastic conveyor belts

These conveyor belts are installed in the system with a pretension of 0.5-5%. The precise pretension ensures optimum power transmission and thus optimises the bearing load and ultimately your energy costs. The belts are guided e.g. via crowned pulleys or welded-on V-guides.



Positive driven elastic conveyor belts

The AT5 conveyor belts from BEHAbelt enable slip-free transport, even with the smallest pulley diameters of only Ø 18 mm. This means that even conveyor sections with the smallest transfer conditions can now be realised with a slip-free belt solution.

ADVANTAGES

PRODUCT DESIGN

- No risk of contamination based on exposed belt fabrics or due to mechanical damage to belt edges
- Part of a preventive hygienic machinery design concerning food safety
- Excellent cleanability and microbial resistance
- Homogeneously added product feature options: Metal detectable, X-ray detectable, UV-C resistant, antistatic discharging

HANDLING

- Easy installation of elastic belt versions due to elasticity
- Softer belts allow even a hand mounted possibility with fixed centre to centre machinery designs without any take up
- Butt-end weldings can be made with user-friendly tool, which ensures no loss of surface structure, homogeneity and elasticity in the joining
- Accessories such as corrugated sidewalls, cleats, V-guides and other profiles can be welded on excellently.

INDUSTRIES AND APPLICATIONS

Elastic monolithic conveyor belts are especially beneficial for the various applications to convey unwrapped foodstuff. Furthermore, this design and the special features are opening up interesting opportunities way beyond that, for example in:

INDUSTRIES

- Food (Fish, Meat, Poultry, Fruit & Vegetable, Confectionery and Bakery)
- Packaging (Food and Non-Food)
- Pharmacy
- Logistics and Material Handling

APPLICATIONS

- General conveying, Separation and Acceleration
- Weighing, Sorting, Portioning
- Feeding, Cutting, Detecting (metal detectors) and many more

Suitable belt designs

We are keen to understand the challenges and applications of our customers, to provide support through our enhanced product portfolio and know-how. The variety of options to combine surface structures, material features and colors of monolithic conveyor belts, offered by BEHAbelt, are unmatched in the market.

SURFACE STRUCTURES

Currently, you can obtain twelve different structures, which can be combined with each other in almost any way on the transport and running side. Five of these structures (nub top, diamond, smooth matt as well as longitudinal and transversal grooves) are also available with the unique "MICROclean" surface finish.



MATERIAL FEATURES

BEHAbelt conveyor belts also offer very useful special features that make them suitable for even the most demanding conveyor belt applications.

- | | | | |
|--|---|--|--|
| | <p>FDA/EC conformity for direct contact with food.</p> | | <p>Antistatic conveyor belts to ensure electrical discharge in sensitive applications.</p> |
| | <p>Metal and X-ray detectable conveyor belts for maximum food safety. These products are part of the PU SAFE range.</p> | | <p>Specially protected against UV-C waves.</p> |
| | <p>Hydrolysis resistant conveyor belts for optimal performance in warm, wet and humid environment</p> | | <p>Microbe-resistant materials do not provide a breeding ground for microorganisms.</p> |
| | <p>Unique surface finish that offers optimal release properties and best cleanability due to its rounded structure.</p> | | <p>The 2-component production allows the combination of different material hardnesses, properties and colours.</p> |
| | <p>Flame-retardant conveyor belt according to the ISO 340 and ASTM D378 standards.</p> | | <p>Exclusive use of raw materials from non-animal origin.</p> |

HARDNESS

BEHAbelt distinguish between two hardness ranges.

SOFT	PU65A, PU75A, PU80A
HARD	PU95A, TPE55D, TPE63D

THICKNESS

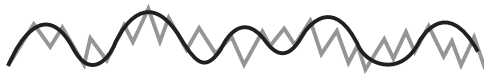

Conveyor belts are available in different thicknesses from 0,9 - 4 mm.

0,9 mm		2 mm	
1 mm		2,5 mm	
1,2 mm		3 mm	
1,6 mm		4 mm	

Special features



MICROclean – UNIQUE SURFACE FINISH



- Traditional conveyor belt surface smooth glossy (SG)
- MICROclean surface smooth matt (SM)

MICROclean offers **improved belt cleaning** thanks to its wave-like surface. This makes it easier to remove product residues.

In addition, MICROclean provides for **improved product release**, which especially simplifies the transfer of the product to the next transport section.



2 HARDNESS BELT DESIGN



The production with two components allows a wide range of possibilities to combine different belt hardnesses and structures. As a development partner, we are thus in a position to perfect your machine design.

For example, with the belt design for inclined conveyors the transport side has more grip, but the running side has good gliding properties.



UV-C RESISTANCE



To support regular cleaning and keep bacteria counts on food contact surfaces under control, even during the production hours, more and more machines and conveyors are equipped with UV-C disinfection device.

The UV-C rays that are emitted can attack unprotected synthetic materials, like conveyor belts. This results in brittleness and discoloration of surfaces, which bears a certain hygiene risk. Therefore, we provide UV-C protected belts to support longevity and food safety under such circumstances.



ANTISTATIC DISCHARGE





Some sensible applications or process elements (like measure or control units) could be affected by electrical charge that is build up on conveyor belt surfaces. Therefore, we can provide products that are specially equipped with antistatic discharge features to ensure smooth and trouble free performance.

Feel free to ask BEHAbelt, we will check if such products are suitable for your application.

Requirements and solutions

As manifold as the design options and fabrication varieties for conveyor belts, as versatile are the special requirements in the various industries, processes and applications. Some important criteria and applicable BEHAbelt solutions are summarized in the following charts.

INDUSTRY	REQUIREMENTS	BEHABELT SOLUTIONS AND FEATURES OF ELASTIC MONOLITHIC CONVEYOR BELTS
FOOD	Reliable product conveying, waste reduction	The specific selection of PU-Shore hardness and conveyor belt surface structures enable an optimal alignment with your goods in terms of grip, positioning and release properties.
	Food safety	<p>Our elastic food conveyor belts are made of FDA/EC compliant materials. Especially for demanding applications in food processing, we can equip our belts with features like hydrolysis or UV-C resistance, detectable, antistatic or the unique MICROclean surface finish.</p> <p>The monolithic product design and use of FDA/EC compliant materials support safety and HACCP in food processing.</p>
	Cleanability and longevity	Wear resistant, durable and hydrolysis resistant raw materials guarantee longevity, even in a warm, wet and humid environment and if regular cleaning is applied.
PACKAGING	Precise positioning and grip of goods on belts, even at elevated speed	The choice of different surface structures enables a specific alignment between coefficient of friction, grip and release features of a conveyor belt. At the same time the selected belt design allows small pulleys, hence gentle transfer of goods.



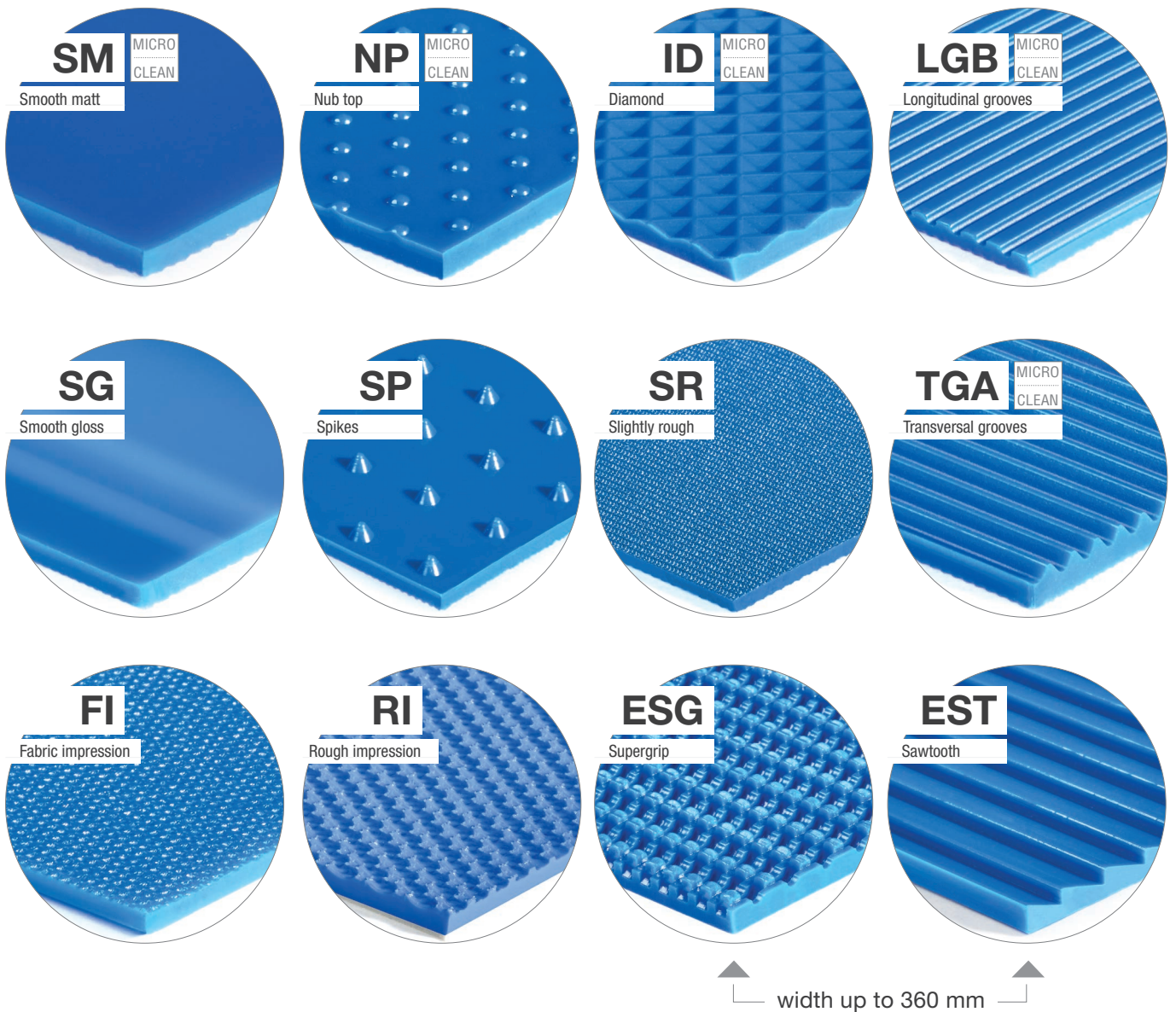
Besides all mentioned features in these charts, the BEHAbelt elastic monolithic belts are offered with the unique MICROclean surface finish. Detailed information on that can be found on page 5.

INDUSTRY	REQUIREMENTS	BEHABELT SOLUTIONS AND FEATURES OF ELASTIC MONOLITHIC CONVEYOR BELTS
PHARMACY	Ensure high process safety and hygiene conditions	The conformance with utmost hygiene standards is ensured by FDA/EC compliant materials and belts that are easy to clean.
LOGISTICS	Longevity and reliability	Wear resistant raw materials, antistatic features and the selection of a specific conveyor belt design are the basis for longevity and reliability of our products in your conveyor system.
MATERIAL HANDLING	Longevity, reliability and gentle handling of goods	BEHAbelt has many years of experience and well trained application engineers, to define the optimal combination of conveyor belt material, design and special features for each individual customer.
ACROSS ALL INDUSTRIES	Avoid downtime	BEHAbelt elastic monolithic belts can be supplied tailor made and fabricated to the final dimension or quick and easy installed onsite. This reduces downtime to an absolute minimum.
	Efficiency and process safety	Carefully selected and configured conveyor belts, made of durable, wear resistant materials, guarantee a reliable performance and minimal maintenance in your application, thus reduce your TCO's (Total Cost of Ownership).
	Optimized equipment design	Elastic belts are extremely easy to install. Therefore, complicated tensioning device can be avoided in many cases, which enables a more simple and user friendly conveyor design.



Overview belt structures / Features

The belt structures shown here can be combined almost arbitrarily. In addition, you have the option of individual colouring and dedicated product properties, such as UV-C resistance or antistatic conductivity; refer to page 4 and 5.




MATERIAL FEATURES

-  FDA/EC conformity for direct contact with food
-  Hydrolysis resistant
-  Microbial resistant
-  X-Ray and metal detectable
-  Unique surface finish
-  Protection against UV-C waves
-  Antistatic discharge
-  Belt is made of 2 components for top and bottom side
-  Flame retardant in accordance with ISO 340
-  Use of raw materials of non-animal origin
-  Especially cold-flexible belt up to -30°C

COLORS

-  ultramarine blue
-  capri blue
-  sky blue
-  black
-  transparent
-  white

Slip-free conveyor belts AT5



The positive-driven AT5 conveyor belts enable slip-free traction, even with the smallest pulley diameters of only Ø 18 mm. This means that even conveyor sections with the smallest transfers can now be utilized with a slip-free belt solution.

Thanks to the careful selection of raw materials for direct food contact, the belt solutions offer very good microbial, hydrolysis and chemical resistance.



BOTTOM SIDE: AT5 // 700 mm








Top side	Color	Additional features	Quality	Hardness Shore	Profile thickness		Recommended Min. pulley Ø*		k1% static		k1% relaxed		Standard Roll		Recommended pretension	Order No.
					mm	inch	mm	inch	N/mm	lbs/inch	N/mm	lbs/inch	m	ft		
 Slightly rough (SR)	UB		PU65A PU80A	72 A 84 A	3,0	0,118	18	0,7	0,35	1,98	0,30	1,68	50	164	1,5% ±0,5%	FBFJG750X3LE
 Smooth matt (SM)	UB	MICRO CLEAN	PU65A PU80A	72 A 84 A	3,0	0,118	18	0,7	0,35	1,98	0,30	1,68	50	164	1,5% ±0,5%	FBFJG750X3L
 Transversal (TGA)	UB	MICRO CLEAN	PU65A PU80A	72 A 84 A	3,8	0,149	28	1,1	0,38	2,11	0,32	1,79	50	164	1,5% ±0,5%	FBFJG750X38A
 Nub top (NP)	UB	MICRO CLEAN	PU65A PU80A	72 A 84 A	3,2	0,125	25	1,0	0,38	2,11	0,32	1,79	50	164	1,5% ±0,5%	FBFJG750X3LC
 Diamond (ID)	UB	MICRO CLEAN	PU65A PU80A	72 A 84 A	3,0	0,118	18	0,7	0,33	1,84	0,28	1,57	50	164	1,5% ±0,5%	FBFJG750X3LD
 Spikes (SP)	UB		PU65A PU80A	72 A 84 A	3,0	0,118	25	1,0	0,35	1,98	0,30	1,68	50	164	1,5% ±0,5%	FBFJG750X3LB


Illustration of drive and guide concepts

The interaction of AT5 (also T5) drive with optimum belt guidance ensures tracking stability and slip-free drive.










* recommended pulley design: AT5 (optionally also T5 possible)

Conveyor belts 730









TOP SIDE: SLIGHTLY ROUGH (SR)


Bottom side 	Color	Additional features	Quality	Hardness Shore	Profile thickness		Recommended Min. pulley \varnothing		k1% static		k1% relaxed		Standard Roll		Recommended pretension	Order No.			
					mm	inch	mm	inch	N/mm	lbs/inch	N/mm	lbs/inch	m	ft					
 Diamond (ID)	UB		PU75A	80 A	1,6	0,062	13	0,52	0,36	2,0	0,30	1,67	50	164	1-5%	FBFJ750X16LI			
					1,0	0,039	10	0,40	0,24	1,32	0,20	1,12	50	164	1-5%	FBFJ750X10LK			
					1,2	0,047	12	0,47	0,29	1,65	0,25	1,40	50	164	1-5%	FBFJ750X12LJ			
 Fabric impression (FI)	UB		PU80A	84 A	1,8	0,070	18	0,71	0,47	2,64	0,40	2,24	50	164	1-5%	FBFJ750X18LJ			
					1,0	0,039	10	0,40	0,29	1,65	0,25	1,40	50	164	1-5%	FBFJ750X10L			
					1,2	0,047	10	0,40	0,35	1,98	0,30	1,68	50	164	1-5%	FBFJ750X12L			
					1,6	0,062	15	0,60	0,47	2,64	0,40	2,24	50	164	1-5%	FBFJ750X16L			
					2,0	0,078	20	0,80	0,59	3,29	0,50	2,80	50	164	1-5%	FBFJ750X20L			
						PU80A	84 A	0,9	0,035	8	0,31	0,33	1,83	0,28	1,56	50	164	1-5%	FBFJ750X09LA
								1,2	0,047	10	0,40	0,35	1,98	0,30	1,68	50	164	1-5%	FBFJ750X12LA
1,6	0,062	15	0,60	0,47				2,64	0,40	2,24	50	164	1-5%	FBFJ750X16LA					
















TOP SIDE: SPIKES (SP)

Bottom side 	Color	Additional features	Quality	Hardness Shore	Profile thickness		Recommended Min. pulley \varnothing		k1% static		k1% relaxed		Standard Roll		Recommended pretension	Order No.			
					mm	inch	mm	inch	N/mm	lbs/inch	N/mm	lbs/inch	m	ft					
 Diamond (ID)	UB		PU80	84 A	2,0	0,078	20	0,80	0,53	2,96	0,45	2,52	50	164	1-5%	FBFJ750X20LI			
 Fabric impression (FI)	UB		PU80A	84 A	1,2	0,047	12	0,47	0,29	1,65	0,25	1,40	50	164	1-5%	FBFJ750X12LG			
					2,0	0,078	25	1,00	0,53	2,96	0,45	2,52	50	164	1-5%	FBFJ750X2LG			
					2,0	0,078	40	1,57	0,90	5,04	0,77	4,28	50	164	0,5-3%	FBFM750X2LA			
						PU95A	95 A	2,5	0,098	45	1,80	1,15	6,44	0,98	5,47	50	164	0,5-3%	FBFM750X25LD
								3,0	0,118	55	2,20	1,40	7,84	1,19	6,66	50	164	0,5-3%	FBFM750X3LA


Conveyor belts 730














TOP SIDE: SMOOTH MATT (SM)


Bottom side	Color	Additional features	Quality	Hardness Shore	Profile thickness		Recommended Min. pulley Ø		k1% static		k1% relaxed		Standard Roll		Recommended pretension	Order No.
					mm	inch	mm	inch	N/mm	lbs/inch	N/mm	lbs/inch	m	ft		
 Diamond (ID)	UB		PU65A PU75A	72 A 80 A	1,8	0,070	12	0,50	0,30	1,65	0,24	1,33	50	164	1-5%	FBFGI750X18L
					1,8	0,070	15	0,60	0,35	1,93	0,29	1,64	50	164	1-5%	FBFGJ750X18L
 Fabric impression (FI)	UB		PU75A	80 A	1,0	0,039	10	0,40	0,24	1,32	0,20	1,12	50	164	1-5%	FBFI750X10LA
					1,6	0,062	15	0,60	0,38	2,11	0,32	1,79	50	164	1-5%	FBFI750X16LA
					2,0	0,078	20	0,80	0,47	2,64	0,40	2,24	50	164	1-5%	FBFI750X20LA
					3,0	0,118	30	1,20	0,71	3,95	0,60	3,36	50	164	1-5%	FBFI750X30LA
 Fabric impression (FI)	WE		PU75A	80 A	1,0	0,039	10	0,40	0,24	1,32	0,20	1,12	50	164	1-5%	FBFI750X10WA
					2,0	0,078	20	0,80	0,47	2,64	0,40	2,24	50	164	1-5%	FBFI750X20WA
 Fabric impression (FI)	UB		PU80A	84 A	1,0	0,039	10	0,40	0,29	1,65	0,25	1,40	50	164	1-5%	FBFJ750X1LD
					1,6	0,062	15	0,60	0,47	2,64	0,40	2,24	50	164	1-5%	FBFJ750X16LD
					2,0	0,078	20	0,80	0,59	3,29	0,50	2,80	50	164	1-5%	FBFJ750X20LD
 Fabric impression (FI)	CB		PU80A SAFE	84 A	1,0	0,039	10	0,40	0,34	1,89	0,29	1,61	50	164	1-5%	FBFJ750X1LA
					1,6	0,062	15	0,60	0,54	3,03	0,46	2,58	50	164	1-5%	FBFJ750X16LE
					2,0	0,078	20	0,80	0,68	3,79	0,58	3,22	50	164	1-5%	FBFJ750X20LE
					3,0	0,118	30	1,20	1,01	5,68	0,86	4,83	50	164	1-5%	FBFJ750X30LE
 Fabric impression (FI)	UB		PU95A	95 A	1,0	0,039	18	0,71	0,50	2,80	0,43	2,38	50	164	0,5-3%	FBFL750X10LA
					1,6	0,062	25	1,00	0,80	4,48	0,68	3,81	50	164	0,5-3%	FBFL750X16LA
					2,0	0,078	35	1,40	1,00	5,60	0,85	4,76	50	164	0,5-3%	FBFL750X20LA
					3,0	0,118	50	2,00	1,50	8,40	1,28	7,14	50	164	0,5-3%	FBFL750X30LA
					4,0	0,157	75	3,00	2,00	11,20	1,70	9,52	30	100	0,5-3%	FBFL750X40LA
 Fabric impression (FI)	WE		PU95A	95 A	1,6	0,062	25	1,00	0,80	4,48	0,68	3,81	50	164	0,5-3%	FBFL750X16WA
					2,0	0,078	35	1,40	1,00	5,60	0,85	4,76	50	164	0,5-3%	FBFL750X20WA
					3,0	0,118	50	2,00	1,50	8,40	1,28	7,14	50	164	0,5-3%	FBFL750X30WA

Conveyor belts 730




TOP SIDE: SMOOTH GLOSS (SG)


Bottom side	Color	Additional features	Quality	Hardness Shore	Profile thickness		Recommended Min. pulley \varnothing		k1% static		k1% relaxed		Standard Roll		Recommended pretension	Order No.
					mm	inch	mm	inch	N/mm	lbs/inch	N/mm	lbs/inch	m	ft		
 Fabric impression (FI)	UB		PU65A	72 A	2,0	0,078	12	0,50	0,24	1,32	0,20	1,12	50	164	1-5%	FBFG750X20LA
					1,6	0,062	15	0,60	0,38	2,11	0,32	1,79	50	164	1-5%	FBFI750X16LD
			PU75A	80 A	2,0	0,078	20	0,80	0,47	2,64	0,40	2,24	50	164	1-5%	FBFI750X20LB
					3,0	0,118	30	1,18	0,71	3,95	0,60	3,36	50	164	1-5%	FBFI750X30LG
 Smooth gloss (SG)	UB		PU95A	95 A	2,0	0,078	35	1,40	1,00	5,60	0,85	4,76	50	164	0,5-3%	FBFL750X20LC
					3,0	0,118	50	2,00	1,50	8,40	1,28	7,14	50	164	0,5-3%	FBFL750X30LC
 Smooth gloss (SG)	HI		PU95A	95 A	2,0	0,078	35	1,40	1,00	5,60	0,85	4,76	50	164	0,5-3%	FBFL750X20LG
					3,0	0,118	50	2,00	1,50	8,40	1,28	7,14	50	164	0,5-3%	FBFL750X30LG
 Diamond (ID)	UB		PU80A	84 A	1,8	0,070	18	0,71	0,47	2,64	0,40	2,24	50	164	1-5%	FBFJ750X18LK
					2,0	0,078	20	0,80	0,53	2,96	0,45	2,52	50	164	1-5%	FBFJ750X2LA
			PU95A	95 A	2,0	0,078	35	1,40	0,90	5,04	0,77	4,28	50	164	0,5-3%	FBFM750X2LC
					3,0	0,118	50	2,00	1,40	7,84	1,19	6,66	50	164	0,5-3%	FBFM750X3LC
 Diamond (ID)	HI		PU95A	95 A	2,0	0,078	35	1,40	0,90	5,04	0,77	4,28	50	164	0,5-3%	FBFM750X2LD
					3,0	0,118	50	2,00	1,40	7,84	1,19	6,66	50	164	0,5-3%	FBFM750X3LD
 Slightly rough (SR)	TR		PU80A	84 A	1,6	0,062	15	0,60	0,47	2,64	0,40	2,24	50	164	1-5%	FBFJ750X16T



TOP SIDE: LONGITUDINAL GROOVES (LGB)


Bottom side	Color	Additional features	Quality	Hardness Shore	Profile thickness		Recommended Min. pulley \varnothing		k1% static		k1% relaxed		Standard Roll		Recommended pretension	Order No.
					mm	inch	mm	inch	N/mm	lbs/inch	N/mm	lbs/inch	m	ft		
 Fabric impression (FI)	UB		PU80A	84 A	1,6	0,062	15	0,60	0,47	2,64	0,40	2,24	50	164	1-5%	FBFJ750X16LK

Conveyor belts 730



TOP SIDE: DIAMOND (ID)


Bottom side 	Color	Additional features	Quality	Hardness Shore	Profile thickness		Recommended Min. pulley \varnothing		k1% static		k1% relaxed		Standard Roll		Recommended pretension	Order No.
					mm	inch	mm	inch	N/mm	lbs/inch	N/mm	lbs/inch	m	ft		
 Diamond (ID)	UB		PU65A	72 A	2,2	0,086	15	0,60	0,24	1,32	0,20	1,12	50	164	1-5%	FBFGG750X22L
			PU80A	84 A	2,2	0,086	22	0,87	0,53	2,96	0,45	2,52	50	164	1-5%	FBFJ750X22LO
			PU65A PU80A	72 A 84 A	2,2	0,086	18	0,71	0,36	1,99	0,30	1,70	50	164	1-5%	FBFJG750X22L
 Slightly rough (SR)	UB		PU80A	84 A	1,0	0,039	10	0,40	0,24	1,32	0,20	1,12	50	164	1-5%	FBFJ750X10LK
					1,2	0,047	12	0,47	0,29	1,65	0,25	1,40	50	164	1-5%	FBFJ750X12LJ
					1,8	0,070	18	0,71	0,47	2,64	0,40	2,24	50	164	1-5%	FBFJ750X18LJ
 Fabric impression (FI)	CB		PU80A	84 A	1,6	0,062	15	0,60	0,54	3,03	0,46	2,58	50	164	1-5%	FBFJ750X16LC
					1,6	0,062	15	0,60	0,41	2,31	0,35	1,96	50	164	1-5%	FBFJ750X16LL
	UB	PU80A	84 A	2,0	0,078	20	0,80	0,53	2,96	0,45	2,52	50	164	1-5%	FBFJ750X2LB	
				1,6	0,062	25	1,00	0,70	3,92	0,60	3,33	50	164	0,5-3%	FBFM750X16LH	
				2,0	0,078	35	1,38	0,90	5,04	0,77	4,28	50	164	0,5-3%	FBFM750X2LH	
				2,5	0,098	40	1,58	1,15	6,44	0,98	5,47	50	164	0,5-3%	FBFM750X25LH	
UB	PU95A	95 A	3,0	0,118	50	1,97	1,40	7,84	1,19	6,66	50	164	0,5-3%	FBFM750X3LH		







TOP SIDE: NUB TOP (NP)

Bottom side 	Color	Additional features	Quality	Hardness Shore	Profile thickness		Recommended Min. pulley \varnothing		k1% static		k1% relaxed		Standard Roll		Recommended pretension	Order No.
					mm	inch	mm	inch	N/mm	lbs/inch	N/mm	lbs/inch	m	ft		
 Fabric impression (FI)	UB		PU65A	72 A	2,0	0,078	15	0,60	0,21	1,19	0,18	1,01	50	164	1-5%	FBFG750X2LB
			PU80A	84 A	1,6	0,062	15	0,60	0,41	2,31	0,35	1,96	50	164	1-5%	FBFJ750X16LF
					2,0	0,078	20	0,80	0,53	2,96	0,45	2,52	50	164	1-5%	FBFJ750X20LF

Conveyor belts 730







TOP SIDE: TRANSVERSAL GROOVES (TGA)

Bottom side	Color	Additional features	Quality	Hardness Shore	Profile thickness		Recommended Min. pulley \varnothing		k1% static		k1% relaxed		Standard Roll		Recommended pretension	Order No.
					mm	inch	mm	inch	N/mm	lbs/inch	N/mm	lbs/inch	m	ft		
 Diamond (ID)	UB		PU80A	84 A	2,8	0,110	25	1,00	0,62	3,49	0,53	2,97	50	164	1-5%	FBFJ750X28LP
 Fabric impression (FI)	UB		PU80A	84 A	2,5	0,098	20	0,80	0,53	2,96	0,45	2,52	50	164	1-5%	FBFJ750X25LL
			PU95A	95 A	2,5	0,098	40	1,57	0,90	5,04	0,77	4,28	50	164	0,5-3%	FBFM750X25LB
					3,5	0,137	55	2,17	1,40	7,84	1,19	6,66	50	164	0,5-3%	FBFM750X35LI



TOP SIDE: ROUGH IMPRESSION (RI)


Bottom side	Color	Additional features	Quality	Hardness Shore	Profile thickness		Recommended Min. pulley \varnothing		k1% static		k1% relaxed		Standard Roll		Recommended pretension	Order No.
					mm	inch	mm	inch	N/mm	lbs/inch	N/mm	lbs/inch	m	ft		
 Diamond (ID)	UB	 	PU75A	80 A	2,0	0,078	20	0,80	0,35	1,98	0,30	1,68	50	164	1-5%	FBFI750X20LC
					3,0	0,118	30	1,20	0,59	3,29	0,50	2,80	50	164	1-5%	FBFI750X30LC



Conveyor belts for intralogistics




Elastic conveyor belts reduce the costs of system design, as tensioning device can often be avoided. Depending on the goods to be conveyed or the type of conveyor (e.g. accumulation mode, inclined conveyor), a wide variety of belt features are required. With BEHAbelt's new 2C process, two different degrees of hardness can be combined in one belt, for example to provide the transport side with more grip for inclined conveyors.





TOP SIDE: SMOOTH MATT (SM)

Bottom side	Color	Quality	Hardness Shore	Profile thickness		Recommended Min. pulley \varnothing		k1% static		k1% relaxed		Standard Roll		Recommended pretension	Order No.
				mm	inch	mm	inch	N/mm	lbs/inch	N/mm	lbs/inch	m	ft		
 Fabric impression (FI)	SW	PU75A	80 A	1,6	0,062	15	0,60	0,38	2,11	0,32	1,79	50	164	1-5%	FBF750X16SB




TOP SIDE: SLIGHTLY ROUGH (SR)

Bottom side	Color	Quality	Hardness Shore	Profile thickness		Recommended Min. pulley \varnothing		k1% static		k1% relaxed		Standard Roll		Recommended pretension	Order No.
				mm	inch	mm	inch	N/mm	lbs/inch	N/mm	lbs/inch	m	ft		
 Fabric impression (FI)	SW	PU80A	84 A	1,2	0,047	10	0,40	0,35	1,93	0,30	1,68	50	164	1-5%	FBFJ750X12SB
				1,6	0,062	15	0,60	0,46	2,58	0,40	2,24	50	164	1-5%	FBFJ750X16SB
		PU80A PU65A	84 A 72 A	2,0	0,078	18	0,71	0,45	2,50	0,40	2,24	50	164	1-5%	FBFJG750X2S
		PU55D PU65A	55 D 72 A	1,9	0,074	25	1,0	0,75	4,15	0,60	3,33	50	164	0,5-3%	FBFNG750X19S




TOP SIDE: LONGITUDINAL GROOVES (LGB)

Bottom side	Color	Quality	Hardness Shore	Profile thickness		Recommended Min. pulley \varnothing		k1% static		k1% relaxed		Standard Roll		Recommended pretension	Order No.
				mm	inch	mm	inch	N/mm	lbs/inch	N/mm	lbs/inch	m	ft		
 Fabric impression (FI)	SW	PU80A PU65A	84 A 72 A	2,2	0,086	18	0,71	0,47	2,64	0,40	2,24	50	164	1-5%	FBFGJ750X22S



TOP SIDE: ROUGH IMPRESSION (RI)

Bottom side	Color	Quality	Hardness Shore	Profile thickness		Recommended Min. pulley \varnothing		k1% static		k1% relaxed		Standard Roll		Recommended pretension	Order No.
				mm	inch	mm	inch	N/mm	lbs/inch	N/mm	lbs/inch	m	ft		
 Diamond (ID)	SW	PU80A	84 A	2,0	0,078	20	0,80	0,44	2,47	0,38	2,10	50	164	1-5%	FBFJ750X20SJ


Machine tapes



BEHAbelt complements its versatile belt portfolio with the addition of elastic machine tapes made of TPU. Machine tapes have already been established on the market for many years and are often offered in green/black or blue/black versions with antistatic properties.

In addition to reinforced belt constructions, elastic versions are also used to adapt to the application requirements.


INDUSTRIES / APPLICATIONS	ADVANTAGES / FEATURES
<ul style="list-style-type: none"> ■ Packaging and weighing technology ■ Intralogistics (mainly distribution belts) ■ Enveloping and franking systems ■ Printing, paper industry ■ Textile industry ■ Blue types are suitable for direct contact with food ■ Alternative for vertical shaft drives 	<ul style="list-style-type: none"> ■ Consistent longitudinal flexibility (due to homogeneous belt connection without gluing, design as transverse splice possible) ■ Reduced energy consumption due to high longitudinal flexibility and thus also gentle motor and shaft loads ■ Excellent bending properties and thus ideally suited for small pulley diameters ■ High abrasion resistance and generally good chemical resistance ■ Continuous antistatic belt designs offer dissipation properties for antistatic charges on the upper and lower side of the belt.



TOP SIDE: SLIGHTLY ROUGH (SR)


Bottom side	Color	Additional features	Quality	Hardness Shore	Profile thickness		Recommended Min. pulley \varnothing		k1% static		k1% relaxed		Standard Roll		Recommended pretension	Order No.
					mm	inch	mm	inch	N/mm	lbs/inch	N/mm	lbs/inch	m	ft		
 Fabric impression (FI)	UB		PU80A	84 A	1,0	0,039	10	0,40	0,29	1,65	0,25	1,40	50	164	1-5%	FBFJ750X10L
					1,2	0,047	10	0,40	0,35	1,98	0,30	1,68	50	164	1-5%	FBFJ750X12L
					1,6	0,062	15	0,60	0,47	2,64	0,40	2,24	50	164	1-5%	FBFJ750X16L
					2,0	0,078	20	0,80	0,59	3,29	0,50	2,78	50	164	1-5%	FBFJ750X20L
 Fabric impression (FI)	UB	 2K	PU80A PU65A	84 A 72 A	1,8	0,070	15	0,60	0,40	2,24	0,35	1,94	50	164	1-5%	FBFJG750X18L
					0,9	0,035	8	0,31	0,33	1,83	0,28	1,56	50	164	1-5%	FBFJ750X09LA
		 ⚡	PU80A	84 A	1,2	0,047	10	0,40	0,35	1,98	0,30	1,68	50	164	1-5%	FBFJ750X12LA
					1,6	0,062	15	0,60	0,47	2,64	0,40	2,24	50	164	1-5%	FBFJ750X16LA
		 ⚡	PU55D	55 D	1,1	0,039	15	0,60	0,65	3,60	0,50	2,78	50	164	0,5-3%	FBFN750X11L
					1,5	0,059	25	1,0	0,80	4,40	0,65	3,60	50	164	0,5-3%	FBFN750X15L
 2K	PU55D PU65A	55 D 72 A	1,9	0,074	25	1,0	0,75	4,15	0,60	3,33	50	164	0,5-3%	FBFNG750X19L		
			 ⚡	PU80A	84 A	1,2	0,047	10	0,40	0,35	1,93	0,30	1,68	50	164	1-5%
1,6	0,062	15				0,60	0,46	2,58	0,40	2,24	50	164	1-5%	FBFJ750X16SB		
 Fabric impression (FI)	SW	 ⚡	PU80A PU65A	84 A 72 A	2,0	0,078	15	0,60	0,45	2,50	0,40	2,24	50	164	1-5%	FBFJG750X2S
					 ⚡	PU55D	55 D	1,1	0,039	15	0,60	0,65	3,60	0,50	2,78	50
		1,5	0,059	25				1,0	0,80	4,40	0,65	3,60	50	164	0,5-3%	FBFN750X15S
		 ⚡	PU55D PU65A	55 D 72 A	1,9	0,074	25	1,0	0,75	4,15	0,60	3,33	50	164	0,5-3%	FBFNG750X19S

Conveyor belts up to 140 and 360 mm




TOP SIDE: SAWTOOTH (EST) // 360 mm

Bottom side	Color	Additional features	Quality	Hardness Shore	Profile thickness		Recommended Min. pulley \varnothing		k1% static		k1% relaxed		Standard Roll		Recommended pretension	Order No.
					mm	inch	mm	inch	N/mm	lbs/inch	N/mm	lbs/inch	m	ft		
Slightly rough (SR)	UB		PU75A	80 A	3,0	0,118	30	1,00	0,24	1,32	0,20	1,12	25	82	1-5%	FBFI360X30LB
					4,0	0,157	40	1,40	0,47	2,64	0,40	2,24	25	82	1-5%	FBFI360X40LB



TOP SIDE: SUPERGRIP (ESG) // 360 mm

Bottom side	Color	Additional features	Quality	Hardness Shore	Profile thickness		Recommended Min. pulley \varnothing		k1% static		k1% relaxed		Standard Roll		Recommended pretension	Order No.
					mm	inch	mm	inch	N/mm	lbs/inch	N/mm	lbs/inch	m	ft		
Slightly rough (SR)	UB		PU75A	80 A	4,0	0,157	40	1,40	0,47	2,64	0,40	2,24	25	82	1-5%	FBFI360X40LA



TOP SIDE: SMOOTH GLOSS (SG) // 140 mm

Bottom side	Color	Additional features	Quality	Hardness Shore	Profile thickness		Recommended Min. pulley \varnothing		k1% static		k1% relaxed		Standard Roll		Recommended pretension	Order No.
					mm	inch	mm	inch	N/mm	lbs/inch	N/mm	lbs/inch	m	ft		
Smooth gloss (SG)	HI		PU75A	80 A	1,0	0,039	10	0,4	0,24	1,32	0,20	1,12	50	164	1-5%	FBFI150X1LG
					1,6	0,062	15	0,6	0,38	2,11	0,32	1,79	50	164	1-5%	FBFI150X16LG
					2,0	0,078	20	0,8	0,47	2,64	0,40	2,24	50	164	1-5%	FBFI150X2LG
					3,0	0,118	25	1,0	0,71	3,95	0,60	3,36	50	164	1-5%	FBFI150X3LG
					4,0	0,157	35	1,4	0,94	5,27	0,80	4,48	50	164	1-5%	FBFI150X4LG
Smooth gloss (SG)	UB		PU80A SAFE	84 A	2,0	0,078	20	0,8	0,68	3,79	0,58	3,22	50	164	1-5%	FBFJ150X2LGM
					3,0	0,118	30	1,2	1,01	5,68	0,86	4,83	50	164	1-5%	FBFJ150X3LGM
Smooth gloss (SG)	OR		PU80A	84 A	1,6	0,062	15	0,6	0,47	2,64	0,40	2,24	30	100	1-5%	FBFJ150X160G
					2,4	0,094	25	1,0	0,71	3,95	0,60	3,36	30	100	1-5%	FBFJ150X240G
					3,2	0,125	30	1,2	0,94	5,27	0,80	4,48	30	100	1-5%	FBFJ150X320G
Smooth gloss (SG)	GR		PU85A	88 A	1,0	0,039	15	0,6	0,35	1,98	0,30	1,68	50	164	1-5%	FBFK150X1GG
					1,6	0,062	20	0,8	0,56	3,16	0,48	2,69	50	164	1-5%	FBFK150X16GG
					2,0	0,078	30	1,2	0,71	3,95	0,60	3,36	50	164	1-5%	FBFK150X2GG
					3,0	0,118	35	1,4	1,06	5,93	0,90	5,04	50	164	1-5%	FBFK150X3GG
					4,0	0,157	45	1,8	1,41	7,91	1,20	6,72	50	164	1-5%	FBFK150X4GG


PU sheet material



BEHAbelt offers PU panels from 4-8 mm in 2 categories:






- Blue FDA-compliant versions with smooth surfaces in Shore 84A and 95A
- Industrial quality with smooth/fine structured surface in Shore 84A


Typical areas of application are: Welded-on profiles (cleats), scraper, skirts, impact (damping) protection or seals.






TOP SIDE: SMOOTH MATT (SM)



Bottom side	Color	Features	Quality	Hardness Shore	Profile thickness		Weight* per pc. approx. kg	Sheet length		Min. pulley Ø		Order No.
					mm	inch		m	ft	horizontal	vertical	
 smooth matt (SM)	UB		PU80A	84 A	4,0	0,16	4,3	1,2	4,0	40	55	FBPJ12754L
					5,0	0,20	5,4	1,2	4,0	50	70	FBPJ12755L
					6,0	0,24	6,5	1,2	4,0	60	80	FBPJ12756L
					8,0	0,31	8,6	1,2	4,0	80	100	FBPJ12758L
	UB	  	PU95A	95 A	4,0	0,16	4,3	1,2	4,0	70	80	FBPM12754L
					5,0	0,20	5,4	1,2	4,0	90	105	FBPM12755L
					6,0	0,24	6,5	1,2	4,0	105	120	FBPM12756L
					8,0	0,31	8,6	1,2	4,0	140	150	FBPM12758L



TOP SIDE: SMOOTH MATT (SM)

Bottom side	Color	Features	Quality	Hardness Shore	Profile thickness		Weight* per pc. approx. kg	Sheet length		Min. pulley Ø		Order No.
					mm	inch		m	ft	horizontal	vertical	
 fabric impression (FI)	SW		PU80A	84 A	4,0	0,16	4,3	1,2	4,0	40	55	FBPJ12754S
					5,0	0,20	5,4	1,2	4,0	50	70	FBPJ12755S
					6,0	0,24	6,5	1,2	4,0	60	80	FBPJ12756S
					8,0	0,31	8,6	1,2	4,0	80	100	FBPJ12758S
 smooth matt (SM)	WE		PU80A	84 A	5,0	0,20	5,4	1,2	4,0	50	70	FBPJ12755W
					8,0	0,31	8,6	1,2	4,0	80	100	FBPJ12758W

APPLICATION EXAMPLES



Buffer protection in the pellet depot



Cleats on conveyor belt



Work skirt e.g. in wood industry

* Sheet width 750 mm (-20mm for calendered edge); other panel lengths are also available on request

Weldable accessories for conveyor belts

There is a wide field of applications for synthetic conveyor belts. Depending on the industry, the products to be conveyed and the given machinery design, conveyor belts not only have to be fabricated to specific dimensions (length and width), often they are also equipped with cleats, sidewalls or tracking elements. BEHAbelt offers a wide range of flat belt accessories, homogeneously extruded from PU in different Shore hardness grades.

Our flat belt accessories consist of the same raw materials as the conveyor belts to ensure the best possible weldability and a long service life in the application.

Of course, the BEHAbelt flat belt accessories are also available with FDA/EC/USDA compliance on request and can further be offered with special features such as detectable, UV-C resistance or hydrolysis resistance.



THE BEHABELT FLAT BELT ACCESSORY PORTFOLIO CONTAINS:

- Cleats with foot (height 20 - 70 mm)
- V-guides and guiding profiles (notched/unnotched)
- Belt edges
- Cleats without foot (sheet materials)
- Sidewalls (with and without foot; height 20 - 120 mm)
- Customized profiles



INDUSTRIES AND APPLICATIONS

Synthetic conveyor belts are often fabricated with accessories. Such special customization is often an important basis for a reliable performance in the target application. Tailored conveyor belts with cleats, sidewalls or guiding profiles are used to for example used to move light- and medium weighed goods in the food industry, logistics and material handling. In this context, weldable accessories are key elements to ensure the functionality of the belts.

CONVEYOR BELT ACCESSORIES	FIELD OF APPLICATION
Cleats	To hold and move bulk or light-/medium weight goods on inclined or declined conveyors.
Corrugated sidewalls	Are often combined with cleats to avoid that conveyed goods are falling down.
V-guides and guiding profiles	Can be applied on the conveying side instead of sidewalls to avoid that goods are falling down. Often used as guiding profile on the running side to support belt tracking or compensate lateral forces if goods are loaded on the belt from the side, usually handed over from another conveyor.
Belt edges	Enable tailored fabrication and optimal guiding of powerturn/curve belts.

Welding tools for conveyor belts

BEHAbelt has developed the HS400 and HS800 welding units especially for the butt welding of conveyor belts. For the design of the press, we have intensively dealt with the work processes and the technical requirements for these welding processes. In addition, the focus was placed on repeatability and precision.




Angle to straight (90°) and bias (70°) cutting of the belts directly in the welding unit (included in the scope of delivery).




Straight weld with 90° and angled joint with 70° (e.g. for check weighers)

WELDING TOOL FOR BUTT WELDING OF CONVEYOR BELTS


- HS400 for welding up to 400 mm belt width
- HS800 for welding up to 800 mm belt width
- Sophisticated design with positioning aids and stops ensures high repeat accuracy in the welding processes
- Clamping lever with locking device
- Robust and handy design of the individual components
- Exact temperature adjustment via control unit
- No adhesion of PU or TPE material due to Teflon-coated heating paddle
- Easy cleaning of the heating blade with a cotton cloth
- Welding unit delivered in a mobile, stable transport box for easy use on site




Stopper for precise, repeatable welding



Precise and aligned insertion of the belt ends (70° and 90°)




Clamping bars with chamfer for optimum shaping of the welding bead



Easy removal of the welding bead with the supplied tool

Adapter plates for HS400 & HS800

For optimum alignment and clamping of the belts to be welded in the joining table, optional adapter plates for more complex structures are available (not included in the standard product range).



Locking pins ensure the correct positioning of the adapter plates on the joining table.

EErgo 90 for flat belt stripes < 80 mm

BEHAbelt EErgo 90 has been specially developed for welding PU and TPE flat belt strips. The operation is self-explanatory and the ergonomic design supports the working process.

WELDING PADDLE FOR BUTT WELDING OF FLAT BELT STRIPES AND PROFILES


- EErgo 90 for welding flat belt stripes up to a width of 80 mm
- Very fast heating time of approx. 3 minutes
- Strong, fiberglass-reinforced ergonomic housing
- Easy to use temperature selector regulates correct temperature to weld PU or TPE profiles
- Constant welding temperature at different ambient temperature
- No adhesion of PU and TPE materials, thanks to Teflon-coated welding paddle
- Easy cleaning with cloth



Intuitive operation with only 2 buttons



Suitable guide clamp for welding flat belt stripes up to a width of 80mm



Tutorial-Video „EErgo“
<https://youtu.be/es1vywPOM6c>

Quick guide for belt calculation

The following three formulas provide information on the most important parameters for the design of a conveyor belt. With the help of these formulas, you can quickly and easily determine the pretension force, axle load and theoretical max. transport weight. Of course, our experienced technical team will be happy to assist you. We look forward to your enquiry. **Phone: +49 7684 907 170**

SUPPORT (INFLUENCING VARIABLES)

Which variables influence the values to be calculated?

Preload/axle load:

▲ Increase pretension

- + More power transmission
- + Less slip
- Increased axle and bearing load
- Increased Amp draw (motor)

▼ Reduce pretension

- + Less axle and bearing load
- + Less power consumption (motor)
- Increased slip/abrasion
- Belt tracking and alignment not guaranteed

K1% (Belt thickness and/or hardness)

▲ Increase k1%

- + Higher transport weight
- + Mechanically more robust
- Greater redirection
- Increased axle and bearing load
- Increased pretensioning force; Belt tensioner may be necessary

▼ Reduce k1%

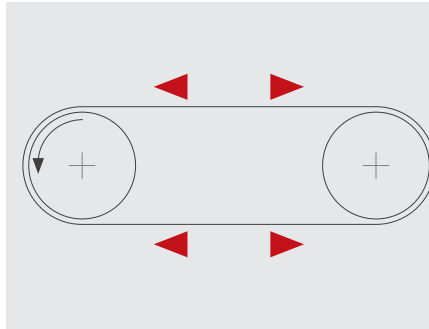
- + Smaller redirection
- + Lower axle and bearing load
- Reduced transport weight
- Mechanically more susceptible

Reduce coefficient of friction (μ)

- ▶ Compared to steel, HDPE or PE substrates offer significantly lower friction resistance.
- ▶ Friction - optimized belt surfaces (e.g. rough, diamond, etc.) also reduce the coefficient of friction due to their smaller contact area.

PRETENSION FORCE (N)

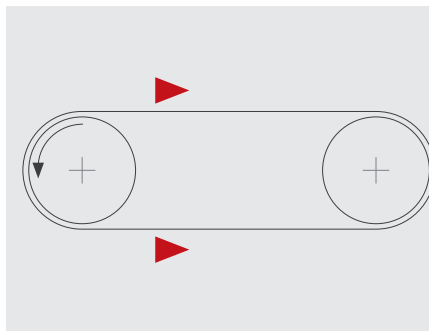
$$k1\%_{stat.} \text{ (N/mm)} \times \text{belt width (mm)} \times \text{pretension (\%)} \times 2$$



How much force (F) must be applied to pre-tension the belt?
What values are needed for this?

AXLE LOAD (N)

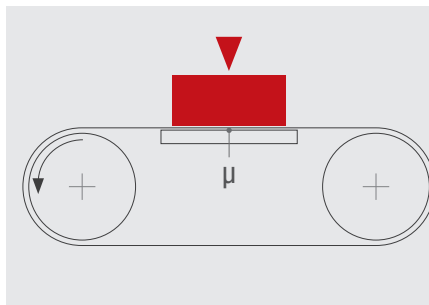
$$k1\%_{stat.} \text{ (N/mm)} \times \text{belt width (mm)} \times \text{pretension (\%)} \times 2$$



How much force (F) is applied to the axles due to the belt dimension?
How can the axle load be influenced (pretension, strength of the belt, hardness)?

MAX. TRANSPORT WEIGHT (KG)

$$k1\%_{relax.} \text{ (N/mm)} \times \text{belt width (mm)} \times \text{pretension (\%)} \times 0,1 / \text{coefficient of friction (\mu)}$$



How much weight (kg) can be transported?
What is needed to calculate this?

KEY

K1% (N/mm): Modulus of elasticity of the respective conveyor belt (elasticity constant). This value indicates how much force (N) per unit of belt width (mm) is required to stretch a belt by 1 %.


Belt width (mm): Functional width of the conveyor belt

Coefficient of friction (μ): Sliding coefficient of friction (in motion) between belt surface and contact surface of the belt support.

Pretension (%): Selected belt pretension of the elastic monolithic belts to create a frictional connection (force transmission without slip) between belt and drive element.

EXPLANATIONS OF THE VARIOUS INFLUENCING VARIABLES FOR BELT DESIGN

Elasticity modulus k1%



Based on the ISO 21181 standard, the $k_{1\%}$ value (N/mm) defines the modulus of elasticity for conveyor belts. It shows how much force in Newtons per unit of belt width (mm) is required to stretch a belt by 1%.

In other words, how much (in %) must a belt be stretched to achieve a certain force on the drive drum.

In practice, two different $k_{1\%}$ values ($k_{1\%}$ static, relaxed) are used.

The static value acts immediately when the belt is mounted and

thus represents the elasticity behaviour of the belt before it is used and before the usual running-in of the belt.

The relaxed value represents the stabilised change in the elasticity behaviour after the belt has been run in (according to the 24h standard).

This also results in the respective use of the two $k_{1\%}$ values: Whereas the static value is relevant for the calculation of pre-tensioning forces and bearing loads, the relaxed value is used for the calculation of the max. transport weight or the max. force transmission.

Coefficient of friction (μ)

The coefficient of friction is indicated with the formula symbol " μ " and serves as a measure of how high the frictional force acts between two materials (sliding friction). However, this always serves only as an approximate indication. The friction force depends on many different factors and is often influenced and changed during the operation of the installation due to changing environmental conditions.



The effect of the briefly acting higher coefficient of friction during start-up (is approx. 1.3 to 1.8 times the dynamic coefficient of friction) is usually taken into account in the system design via the safety factor selected by the designer.

Pretension (%)

For the trouble-free running of elastic monolithic belts, a correct and sufficient pretension is required to ensure the transmission of force without slippage. The pretension must be adjusted according to the technical task and to possible influences (temperature, contamination, ambient humidity, etc.).



For drives without a tensioning option, the correct pretensioning must be taken into account during production by shortening the belt length.

The belt tension is directly related to the running behavior. If the tension is too high, the running behaviour will be unstable and machine components such as bearings and shafts will be subjected to high stress. Too little tension leads to slippage and abrasion on the drive pulley and possibly also to the loss of the belt centring function with crowned rollers.

Due to the already described shrinkage of the belt – represented by the values $k_{1\%_{stat}}$ and $k_{1\%_{relax}}$ – the belt pretension is reduced to the same extent and may have to be retensioned accordingly or, if not possible during assembly, designed to be larger.

Since this is an elastic monolithic belt construction, the pretension of the belt can only be increased to a limited extent. Otherwise, a permanent deformation and thus a belt elongation will be caused. This max. belt pretension is specified by the manufacturer in the data sheet and represents the elastic working range of the conveyor belt.

Belt width (mm)

The belt width is proportional to the force required to stretch the belt. The wider a belt, the greater the force required to stretch the belt, i.e. wider belts generally require smaller pretension values (%) than narrower belts.




Guiding concept for AT5

The interaction of AT5 drive with optimal belt guidance ensures track stability and slip-free drive. The preferred design for the belt guide takes into account a combination of guide groove in the belt and guide bar for the pulleys.

The position and number of guide grooves can be adapted to the requirements and conditions of the conveyor.

Several guide grooves basically increase the guide stability of the belt, whereby the arrangement of the guide grooves should preferably be centred in the middle of the belt and in the inner third of the belt width. Guide grooves near the outer edges of the belt are not recommended.

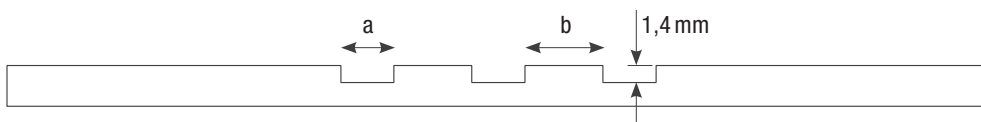
For cost reasons but also to simplify the implementation of the belt guiding concept, usually only the non-driven belt pulleys are designed as smooth rollers with guide bars, while the AT5 drive usually does without guide elements.



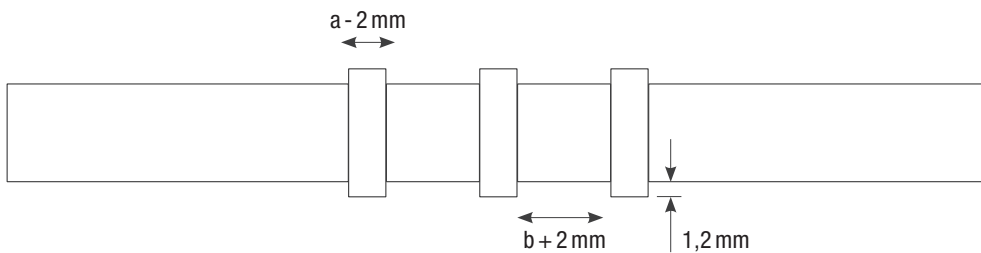
Typical design versions of the guide grooves in the belt are, for example, a groove width of 5 mm with a bar width of 15 mm between the grooves or a 10 mm groove with a bar width between the grooves of 20 mm. Depending on the belt width used, we recommend one to three guide grooves up to a belt width of

300 mm and three to seven guide grooves from a belt width > 300 mm. In case of possible transverse loads on the belt, it is better to increase the number of guide grooves.

DESIGN OF THE GUIDE GROOVES IN THE CONVEYOR BELT



DESIGN OF THE GUIDE BARS ON THE PULLEY



COEFFICIENT OF FRICTION μ_{dyn} FOR FLAT BELT SURFACES ON STEEL (DRY)

Quality	Smooth gloss (SG)	Smooth matt (SM)	Fabric impression (FI)	Rough impression (RI)	Inverted Diamond (ID)	Slightly rough (SR)
PU40A	1,50	1,40	1,35	1,40	1,30	1,35
PU60A	1,00	0,90	0,85	0,90	0,80	0,85
PU65A	0,85	0,80	0,70	0,75	0,65	0,70
PU75A	0,70	0,65	0,55	0,50	0,50	0,55
PU80A	0,65	0,60	0,50	0,40	0,45	0,50
PU85A	0,60	0,55	0,45	0,35	0,40	0,45
PU90A	0,65	0,60	0,50	0,40	0,45	0,50
PU95A	0,45	0,40	0,30	0,20	0,25	0,30
PU55D	0,35	0,30	0,25	0,15	0,20	0,25
TPE40D	0,45	0,40	0,30	0,20	0,25	0,30
TPE55D	0,35	0,30	0,25	0,15	0,20	0,25

Please consider a coefficient of friction of $\mu = 0.15$ for a roller conveyor support.

INSTALLATION, PULLEY DIAMETER, CENTER DISTANCE RELATED TO SHORE HARDNESS

Minimum pulley diameter range	
Shore 72A / 80A / 85A	10...30 mm
Shore 95A	35...80 mm

General belt hardness choice based on center to center design	
Shore 72A / 80A / 85A	max. 3m
Shore 95A	3...10 m

- On conveyors with fixed center distance between the pulleys, belts with lower shore hardness can be installed manually.
- Harder materials require tension device to install the belts
- Attention: The actual pretension may require a verification of the maximal possible load on the belt and the admissible bearing load to avoid overstress on pulleys and bearings.

Please contact us for the optimal belt design.

DRIVE PULLEY DESIGN CONVEYOR BELT: CALCULATION

Length of cylindrical area b_c

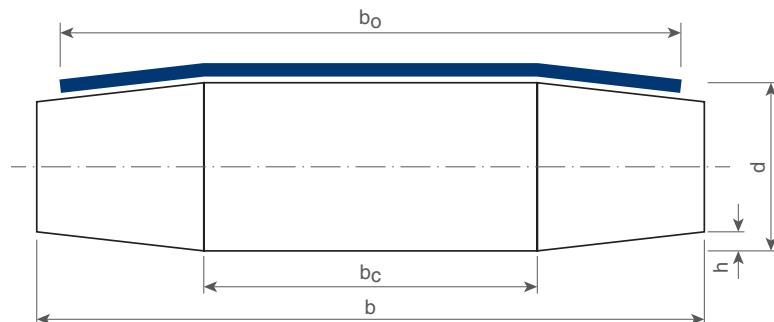
$$b_c = b_0 / 2$$

Pulley width b

$$b = b_0 \times 1,1$$

Crown bow h

$$h = (d + 100) / 450 \text{ mm}$$



As a rule, machine designers traditionally use a drum design with the pitch 1/3 / 1/3 / 1/3. However, the 1/4 / 1/2 / 1/4 pitch has proven to be particularly suitable for soft belt types.

Belt profiles and coatings

BEHAbelt is a German company based in the heart of Europe. We extrude a complete line of the highest quality Polyurethane and Polyester profiles and conveyor belts for transport and drive applications. True to the motto “smart conveying”, we have been supplying innovative drive and conveying technology products since 1974.



WELDABLE PROFILES MADE OF PU AND TPE

BEHAbelt offers a broad spectrum of belting profiles made of PU and TPE.

Our products are available in various shore-hardness grades to ensure optimal performance and longevity in power transmission and conveying applications.

At BEHAbelt you get extruded Round belts, V-belts and special profiles with smooth or rough surfaces as following:

- PU – from 65° to 95° Shore A
- TPE – from 40° to 63° Shore D
- different color variants - e.g. white, various blue colors, red, orange, green, beige, transparent and many more
- Round belts - from 2 mm to 20 mm diameter
- V-profiles - from 6 x 4 mm to 32 x 20 mm
- Special profiles like ridge top- or parallel V-belts, Profiles in U- or Rectangular shape and much more
- Profiles reinforced with Polyester, Aramid, Steel and weldable glass fiber

VERFÜGBARE EIGENSCHAFTEN

Antistatic Discharge	Hydrolysis resistance (HY)	Temperature flexibility	Reduced elongation	UV-C Resistance	Food Safety	metal & X-ray detectable	2-component production	No breeding ground for microbes	Color selection

MATERIALS FOR INDIVIDUAL TIMING BELT AND V-BELT COATINGS

Coating materials for better grip, accumulation or detachment of the conveyed material. High-quality coating belts made of TPU with excellent weldability for your individual coating of timing belts, V-belts or other products.

Available in the following versions:

- Coating thickness: 1 - 4 mm
- Coating width: 140 - 750 mm
- Hardness range: 45 A - 95 A




GET YOUR SAMPLES

We are happy to provide you with samples of your required products free of charge. We are looking forward to your message.

Phone: +49 7684 907-0



Sample folder with friction drive conveyor belts (19 x 14 cm)



Sample ring with positive-driven AT5 conveyor belts (20 x 5 cm)



Sample ring with friction driven conveyor belts (20 x 5 cm)

Your specialist dealer / system supplier

PBEPM0000117 · 03/24



BEHA Innovation GmbH

In den Engematten 16 · 79286 Glottertal/Germany

Tel.: +49 7684 907-0 · Fax: +49 7684 907-101

E-Mail: info@behabelt.com · Internet: www.behabelt.com